

**Description**

- Operation mode and max sensing range:  
**Thru-beam:** 0-20 m  
**Diffuse proximity:** 0-0,5 m  
**Retro reflective:** 0-3 m  
**Fibre:** Dependent on fibre optic
- Cable or plug connection
- Sensitivity adjustment via potentiometer
- Switch selectable light or dark function
- Power and output indicators
- High tolerance to hostile environments
- 10-30 V dc supply voltage
- 4 wire, NPN/PNP transistor output or  
 4 wire, ambivalent PNP/PNP transistor output
- Test input



The 7000 series consists of a self-contained transmitter SMT, and a receiver SMR which are to be used in thru-beam mode, an SMP for diffuse proximity, SMRR for retro reflective and an SMPF for use with fibre optic cables. All are offered with sensitivity adjustment via integral potentiometer with either cable or plug connection.

The complete series is available either as 4 wire, NPN/PNP transistor output or 4 wire ambivalent PNP/PNP output with a 10-30 V dc supply voltage, both offering switch selectable light or dark function. The SMR

is available with either a 0.5 ms response time and a 7 metre range or with a 2 ms response time and a 20 metre range. The control input in the SMT is intended to be used for disabling or enabling the transmitting power temporarily for test purpose or for multiplexing applications.

The complete series is protected against reverse polarity of power supplies, control input and output signals. The output is protected against short circuit and inductive loads.

Technical Data						
	SMT	SMR		SMP	SMPF	SMRR
		7x07	7x20			
Supply voltage	10 – 30 V dc					
Voltage ripple	15 %					
Reverse polarity protected	Yes					
Short circuit protected	-	Yes				
Current consumption	25 mA	15 mA		20 mA		
Maximum output load	-	120 mA / 30 V dc				
Maximum residual voltage	-	2 V				
Maximum operation frequency	-	1000 Hz	250 Hz			
Response time t <sub>ON</sub> / t <sub>OFF</sub>	-	0,5 ms / 0,5 ms	2 ms / 2 ms			
Power on indicator	Green LED					
Output indicator	-	Yellow LED				
Hysteresis	-	Approx. 15 – 20 %		Approx. 3 – 10 %		
Light source	Infrared (880 nm)	-		Infrared (880 nm)		
Opening angle	-	+/- 6°		+/- 4°	+/- 3,5°	
Emission angle	+/- 2°	-				
Housing material	Sensor housing	Stainless Steel (V4A) or Polycarbonate				
	Front lens	Polycarbonate				
Cable, PVC Ø 4,0 mm	3 x 0,14 mm <sup>2</sup>	4 x 0,14 mm <sup>2</sup>				

**Environmental Data**

	SMT	SMR		SMP	SMPF	SMRR
		7x07	7x20			
Vibration	10 – 55 Hz, 0,5 mm					
Shock	30 g					
Light immunity	@ 5° incidence	–	> 20 000 lux	–		
	@ 15° incidence	–	–	> 40 000 lux	> 25 000 lux	
Temperature, operation	–20 to +60 °C					
Temperature, storage	–40 to +80 °C					
Sealing class	IP 67					
Approvals	CE					

**Available Types**

	Type	Power Supply	Control Feature	Output	Connection		5 m cable	4 pin, M8 plug	4 pin, M12 plug	Range
					Housing Material	Housing Type				
Transmitter	7000	10-30 V dc	Test input	–	Polycarbonate	M18 x 1	SMT 7000 TP 5	SMT 7000 TP T4	SMT 7000 TP J	20 m
					Stainless Steel		SMT 7000 TS 5	SMT 7000 TS T4	SMT 7000 TS J	

Receiver	7607	10-30 V dc	Sensitivity pot. and light/dark switch	NPN/PNP	Polycarbonate	M18 x 1	SMR 7607 TP 5	SMR 7607 TP T4	SMR 7607 TP J	0-7 m		
					Stainless Steel		SMR 7607 TS 5	SMR 7607 TS T4	SMR 7607 TS J			
	7620				Polycarbonate		Stainless Steel	M18 x 1	SMR 7620 TP 5	SMR 7620 TP T4	SMR 7620 TP J	0-20 m
									SMR 7620 TS 5	SMR 7620 TS T4	SMR 7620 TS J	
	7707		Polycarbonate	Stainless Steel	PNP/PNP		M18 x 1	SMR 7707 TP 5	SMR 7707 TP T4	SMR 7707 TP J	0-7 m	
								SMR 7707 TS 5	SMR 7707 TS T4	SMR 7707 TS J		
	7720		Polycarbonate	Stainless Steel	PNP/PNP		M18 x 1	SMR 7720 TP 5	SMR 7720 TP T4	SMR 7720 TP J	0-20 m	
								SMR 7720 TS 5	SMR 7720 TS T4	SMR 7720 TS J		

Proximity	7600	10-30 V dc	Sensitivity pot. and light/dark switch	NPN/PNP	Polycarbonate	M18 x 1	SMP 7600 TP 5	SMP 7600 TP T4	SMP 7600 TP J	0-0,5 m
					Stainless Steel		SMP 7600 TS 5	SMP 7600 TS T4	SMP 7600 TS J	

Fibre Sensor	7600	10-30 V dc	Sensitivity pot. and light/dark switch	NPN/PNP	Polycarbonate	M18 x 1	SMPF 7600 TP 5	SMPF 7600 TP T4	SMPF 7600 TP J	Refer to page 148
					Stainless Steel		SMPF 7600 TS 5	SMPF 7600 TS T4	SMPF 7600 TS J	

Note: Glass fibre optic cable to be ordered separately.

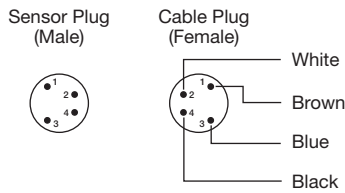
Retro Reflective	7600	10-30 V dc	Sensitivity pot. and light/dark switch	NPN/PNP	Polycarbonate	M18 x 1	SMRR 7600 TP 5	SMRR 7600 TP T4	SMRR 7600 TP J	0-3 m
					Stainless Steel		SMRR 7600 TS 5	SMRR 7600 TS T4	SMRR 7600 TS J	

Note: Reflector to be ordered separately.

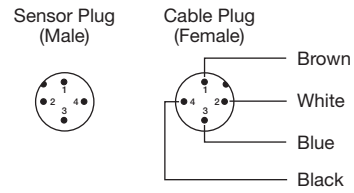
**Connections**

	Cable	M8 Plug / Cable	M12 Plug / Cable
Supply +	Brown	Pin 1 / Brown	Pin 1 / Brown
Supply -	Blue	Pin 3 / Blue	Pin 3 / Blue
Control/output	Black	Pin 4 / Black	Pin 4 / Black
Output	White	Pin 2 / White	Pin 2 / White

**4 pin, M8**

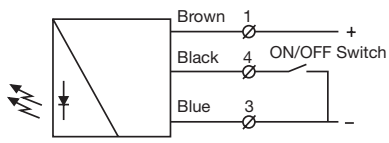


**4 pin, M12**

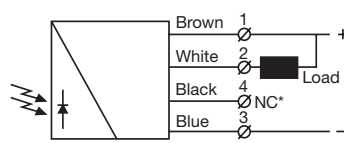


Refer to page 155 for extension cables

**Wiring Diagrams**

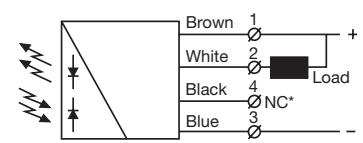


SMT 7000



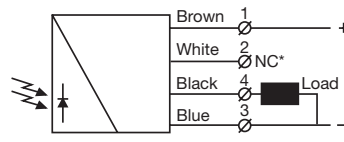
\*Do not connect black wire

SMR 76xx (load as NPN)



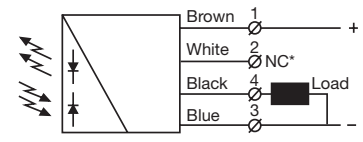
\*Do not connect black wire

SMP/SMPF/SMRR 7600 (load as NPN)



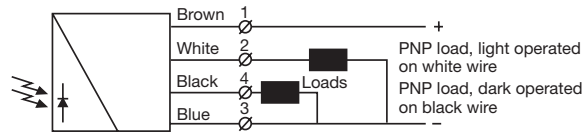
\*Do not connect white wire

SMR 76xx (load as PNP)



\*Do not connect white wire

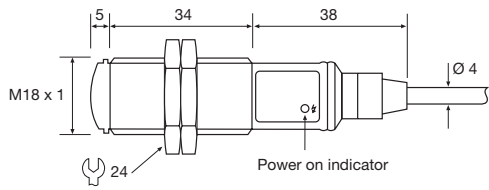
SMP/SMPF/SMRR 7600 (load as PNP)



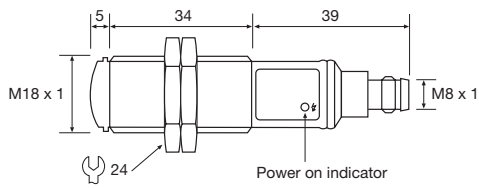
SMR 77xx

PNP load, light operated on white wire  
PNP load, dark operated on black wire

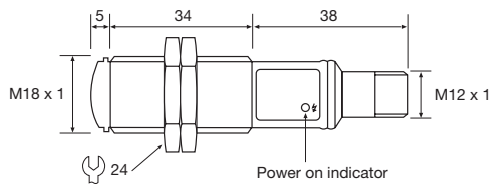
Dimensions and Descriptions



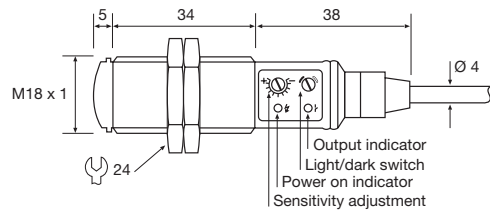
SMT 7000 TP/TS 5



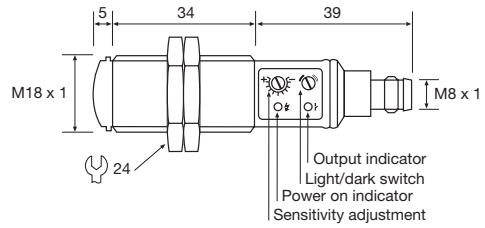
SMT 7000 TP/TS T4



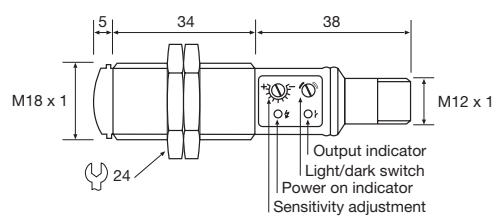
SMT 7000 TP/TS J



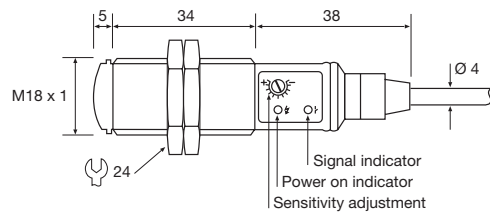
SMR/SMP/SMRR/SMPF\* 76xx TP/TS 5



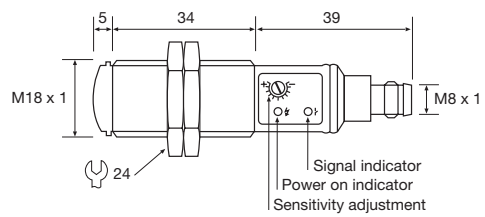
SMR/SMP/SMRR/SMPF\* 76xx TP/TS T4



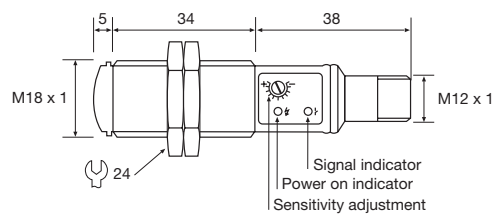
SMR/SMP/SMRR/SMPF\* 76xx TP/TS J



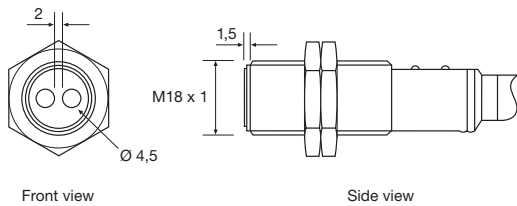
SMR 77xx TP/TS 5



SMR 77xx TP/TS T4



SMR 77xx TP/TS J



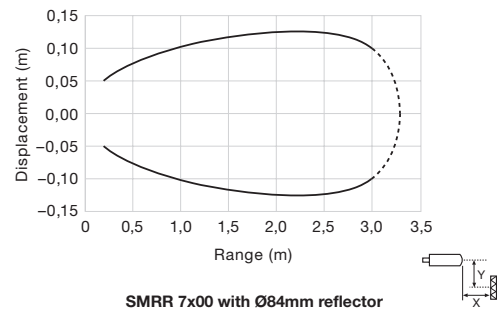
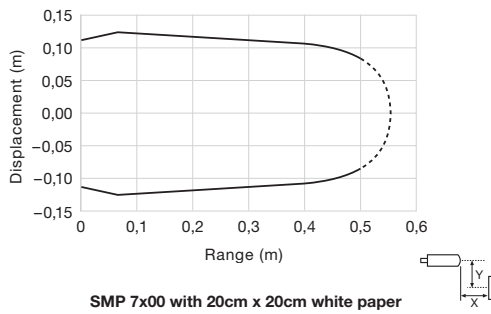
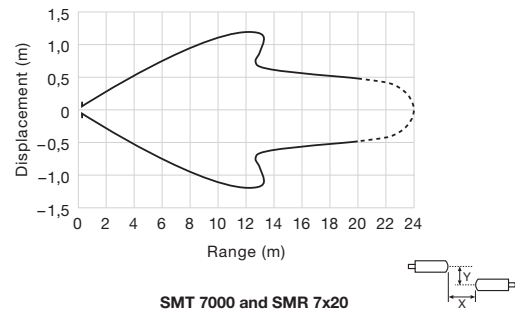
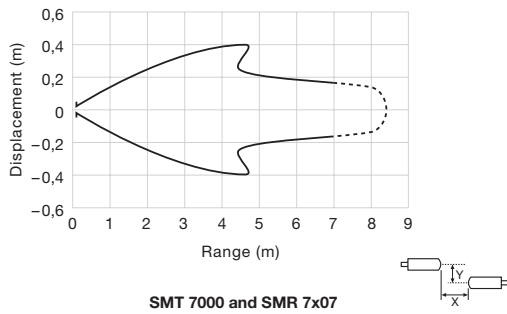
SMPF\*

(Units in mm)

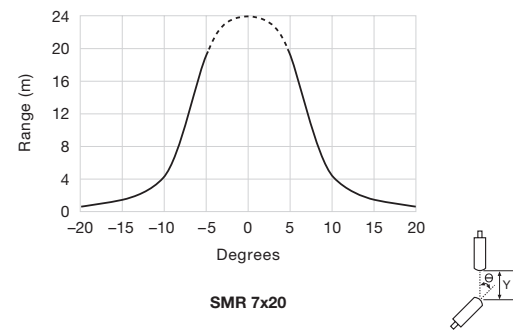
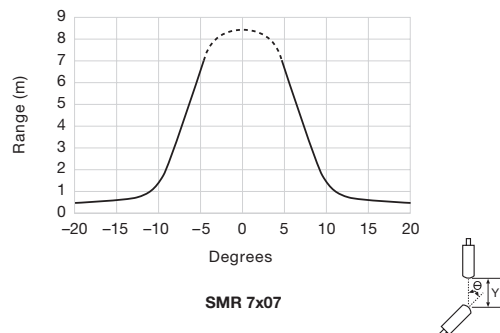
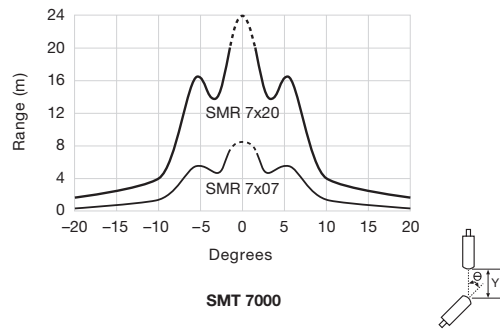
(Units in mm)

Sensing Characteristics

Parallel Displacement



Angular Displacement



Telco reserves the right to change specifications without notice.