

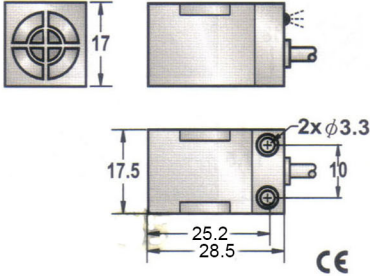
DC INDUCTIVE PROXIMITY SWITCH SQUARE TYPE

Q 16



4 mm

ABS RESIN



10-30VDC

<10%

<10mA

200mA

<0.01mA

-

-

<1.5V

500HZ

0.5ms/0.5ms

<15%(Sr)

<1.0%(Sr)

IP67

-25 °C - +70 °C

<10%(Sr)

YES

220mA

<10ms

RFI>3V/m / EFT>1KV / ESD>4KV (contact)

IEC 60947-5-2,Part 7.4.1 / IEC 60947-5-2,Part 7.4.2

POM

FQP2-1604N-A3U2

1

FQP2-1604N-B3U2

2

FQP2-1604P-A3U2

3

FQP2-1604P-B3U2

4

DC 2 wire type see page 17.

4 φ 3x0.15

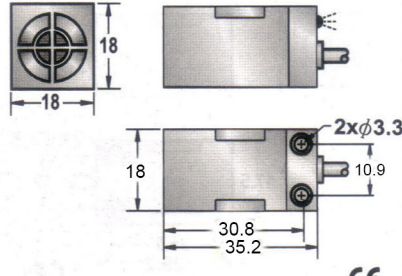
Approx.55 g

Q 18



4 mm

ABS RESIN



10-30VDC or 10-55VDC

<10%

<10mA or 20mA

200mA

<0.01mA

-

-

<1.5V or <2.0V

500HZ

0.5ms/0.5ms

<15%(Sr)

<1.0%(Sr)

IP67

-25 °C - +70 °C

<10%(Sr)

YES

220mA

<10ms

RFI>3V/m / EFT>1KV / ESD>4KV (contact)

IEC 60947-5-2,Part 7.4.1 / IEC 60947-5-2,Part 7.4.2

ABS

FQP2-1804N-A3U2

1

FQP2-1804N-B3U2

2

FQP2-1804P-A3U2

3

FQP2-1804P-B3U2

4

1. DC 2 wire type see page 17.

2. voltage drop:<1.5V(10-30V),<2V(10-55V).

3. 10-55V type: no load current < 20mA.

4 φ 3x0.15

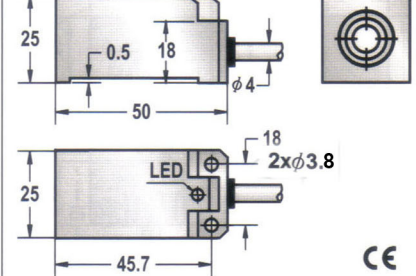
Approx.58 g

Q25



10 mm

PBT RESIN



10-30VDC or 10-55VDC

<10%

<10mA or <20mA

200mA

<0.01mA

-

-

<1.5V or <2.0V

300HZ

0.5ms/0.5ms

<15%(Sr)

<1.0%(Sr)

IP67

-25 °C - +70 °C

<10%(Sr)

YES

220mA

<10ms

RFI>3V/m / EFT>1KV / ESD>4KV (contact)

IEC 60947-5-2,Part 7.4.1 / IEC 60947-5-2,Part 7.4.2

PBT

FQP1-2510N-A3U2F

1

FQP1-2510N-B3U2F

2

FQP1-2510P-A3U2F

3

FQP1-2510P-B3U2F

4

4 φ 3x0.34

Approx.110 g