

MODEL PAXCDS -SETPOINT OUTPUT PLUG-IN OPTION CARDS

DESCRIPTION

This bulletin serves as a guide for the installation of PAX Setpoint cards. The setpoint cards are available as dual relay, quad relay, quad sourcing transistor, or quad sinking transistor outputs.

INSTALLING AN OPTION CARD

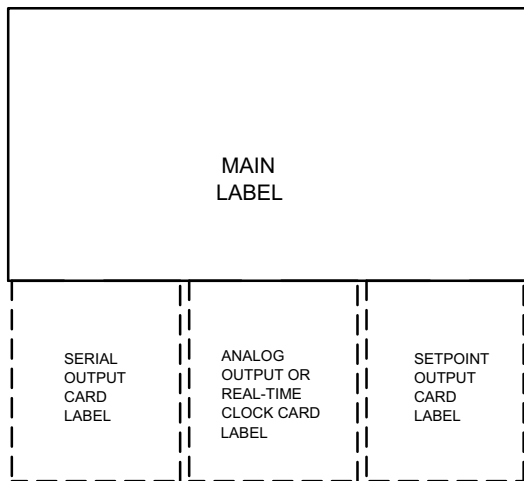
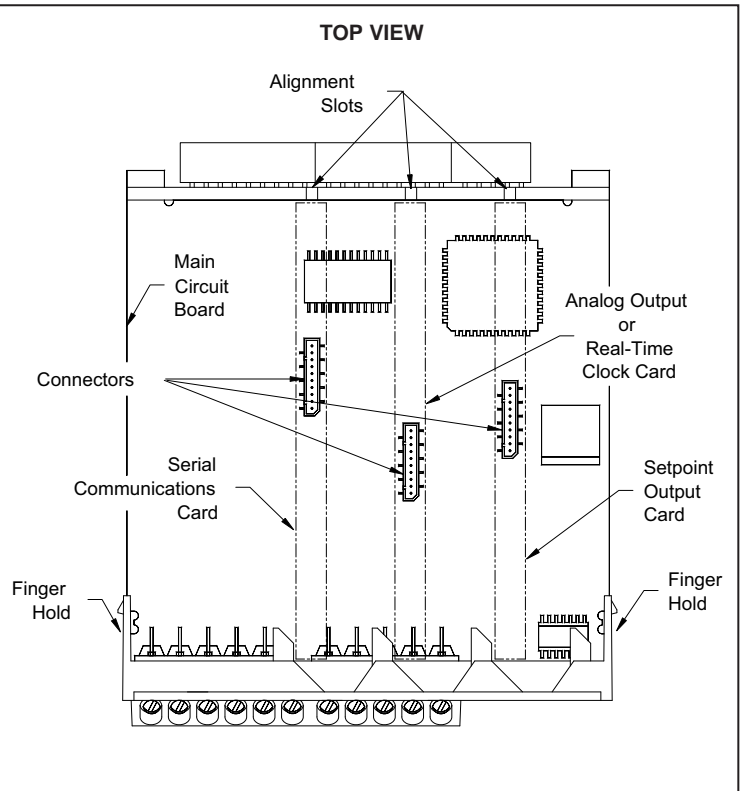


Caution: The option and main circuit cards contain static sensitive components. Before handling the cards, discharge static charges from your body by touching a grounded bare metal object. Ideally, handle the cards at a static controlled clean workstation. Also, only handle the cards by the edges. Dirt, oil or other contaminants that may contact the cards can adversely affect circuit operation.



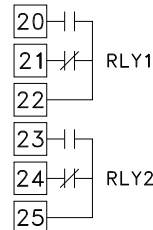
Warning: Exposed line voltage may be present on the circuit boards when power is applied. Remove all power to the unit AND load circuits before accessing the unit.

1. Remove the main assembly from the rear of the case. Squeeze the finger holds on the rear cover, or use a small screwdriver to depress the side latches to release it from the case. It is not necessary to separate the rear cover from the main circuit card.
2. Locate the option card connector for the type of option card to be installed. Hold the unit by the rear connector, not the display board, when installing an option card.
3. Install the option card by aligning the option card connector with the slot in the rear cover. The cards are keyed by position with different main board connector locations. Be sure the connector is fully engaged and the tab on the option card rests in the alignment slot on the display board.
4. Slide the assembly back into the case. Be sure the rear cover latches fully into the case.
5. Apply the option card label to the bottom side of the unit. **Do not cover the vents on the top surface of the unit.** The surface of the case must be clean for the label to adhere properly. Apply the label to the area designated by the large case label.

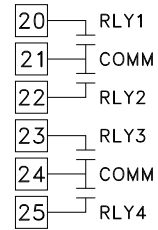


PAX REAR TERMINAL CONNECTIONS

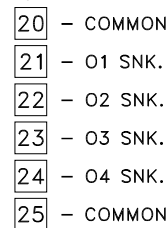
DUAL RELAY PAXCDS10



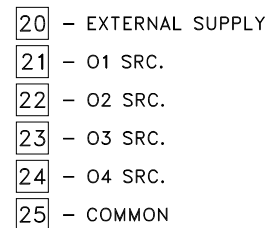
QUAD RELAY PAXCDS20



QUAD SINKING PAXCDS30



QUAD SOURCING PAXCDS40



SPECIFICATIONS

Setpoint Output Cards: Four types of field installable cards

Response Time: 200 msec. max. to within 99% of final readout value (digital filter and internal zero correction disabled) 700 msec. max. (digital filter disabled, internal zero correction enabled)

PAXH only: 1 sec. max. to within 99% of final readout value (digital filter disabled)

PAXT only: 200 msec. typ.; 700 msec max. (digital filter disabled)

PAXH Isolation For All Four Cards:

Isolation To Sensor Common: 1400 Vrms for 1 min.

Working Voltage: 125 V

Isolation To User Input Common: 500 Vrms for 1 min.

Working Voltage: 50 V

Dual Relay Card: PAXCDS10

Type: Two FORM-C relays

Isolation To Sensor & User Input Commons: 2000 Vrms for 1 min.

Working Voltage: 250 V

Contact Rating:

One Relay Energized: 5 amps @ 120/240 VAC or 28 VDC (resistive load), 1/8 HP @ 120 VAC, inductive load

Total Current With Both Relays Energized not to exceed 5 amps

Life expectancy: 100 K cycles min. at full load rating. External RC snubber extends relay life for operation with inductive loads

Quad Relay Card: PAXCDS20

Type: Four FORM-A relays

Isolation To Sensor & User Input Commons: 2300 Vrms for 1 min.

Working Voltage: 250 V

Contact Rating:

One Relay Energized: 3 amps @ 250 VAC or 30 VDC (resistive load), 1/10 HP @ 120 VAC, inductive load

Total Current With All Four Relays Energized not to exceed 4 amps

Life Expectancy: 100 K cycles min. at full load rating. External RC snubber extends relay life for operation with inductive loads

Quad Sinking Open Collector: PAXCDS30

Type: Four isolated sinking NPN transistors.

Isolation To Sensor & User Input Commons: 500 Vrms for 1 min.

Working Voltage: 50 V. Not Isolated from all other commons.

Rating: 100 mA max @ $V_{SAT} = 0.7$ V max. $V_{MAX} = 30$ V

Quad Sourcing Open Collector: PAXCDS40

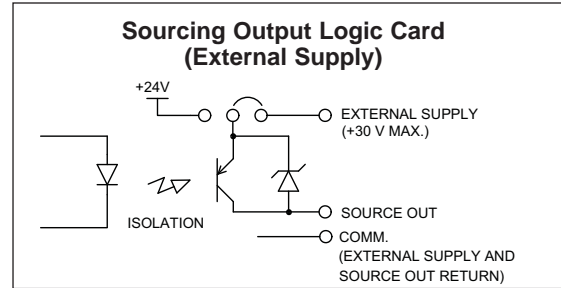
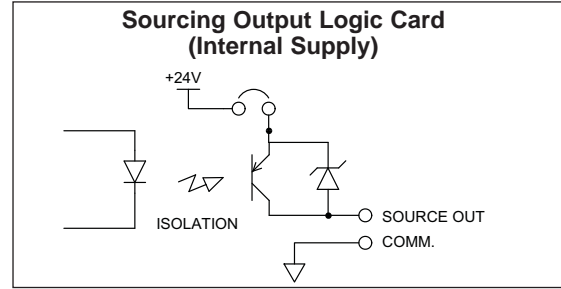
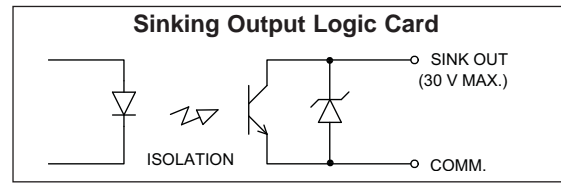
Type: Four isolated sourcing PNP transistors.

Isolation To Sensor & User Input Commons: 500 Vrms for 1 min.

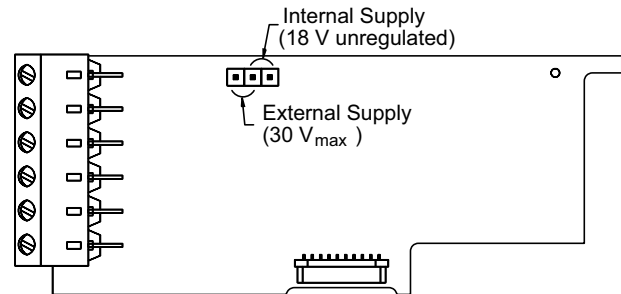
Working Voltage: 50 V. Not Isolated from all other commons.

Rating: Internal supply: 24 VDC $\pm 10\%$, 30 mA max. total all four

External supply: 30 VDC max., 100 mA max each output



Quad Sourcing Open Collector Output Card Supply Select



For Quad Sourcing Plug-in Card (PAXCDS40), set the jumper for internal or external supply operation before applying power.

ORDERING INFORMATION

MODEL	DESCRIPTION	PART NUMBER
PAXCDS	Dual Relay Output Card	PAXCDS10
	Quad Relay Output Card	PAXCDS20
	Quad Sinking Open Collector Output Card	PAXCDS30
	Quad Sourcing Open Collector Output Card	PAXCDS40

LIMITED WARRANTY

The Company warrants the products it manufactures against defects in materials and workmanship for a period limited to two years from the date of shipment, provided the products have been stored, handled, installed, and used under proper conditions. The Company's liability under this limited warranty shall extend only to the repair or replacement of a defective product, at The Company's option. The Company disclaims all liability for any affirmation, promise or representation with respect to the products.

The customer agrees to hold Red Lion Controls harmless from, defend, and indemnify RLC against damages, claims, and expenses arising out of subsequent sales of RLC products or products containing components manufactured by RLC and based upon personal injuries, deaths, property damage, lost profits, and other matters which Buyer, its employees, or sub-contractors are or may be to any extent liable, including without limitation penalties imposed by the Consumer Product Safety Act (P.L. 92-573) and liability imposed upon any person pursuant to the Magnuson-Moss Warranty Act (P.L. 93-637), as now in effect or as amended hereafter.

No warranties expressed or implied are created with respect to The Company's products except those expressly contained herein. The Customer acknowledges the disclaimers and limitations contained herein and relies on no other warranties or affirmations.

Red Lion Controls
Headquarters
20 Willow Springs Circle
York PA 17406
Tel +1 (717) 767-6511
Fax +1 (717) 764-0839

Red Lion Controls
Europe
Printerweg 10
NL - 3821 AD Amersfoort
Tel +31 (0) 334 723 225
Fax +31 (0) 334 893 793

Red Lion Controls
India
54, Vishvas Tenement
GST Road, New Ranip,
Ahmedabad-382480 Gujarat, India
Tel +91 987 954 0503
Fax +91 79 275 31 350

Red Lion Controls
China
Unit 101, XinAn Plaza
Building 13, No.99 Tianzhou Road
ShangHai, P.R. China 200223
Tel +86 21 6113-3688
Fax +86 21 6113-3683